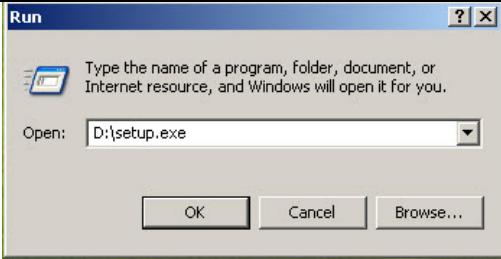

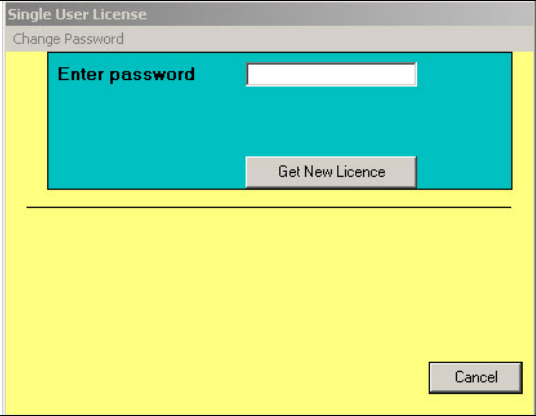
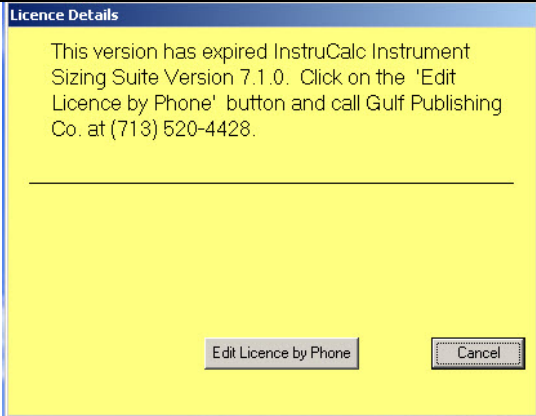
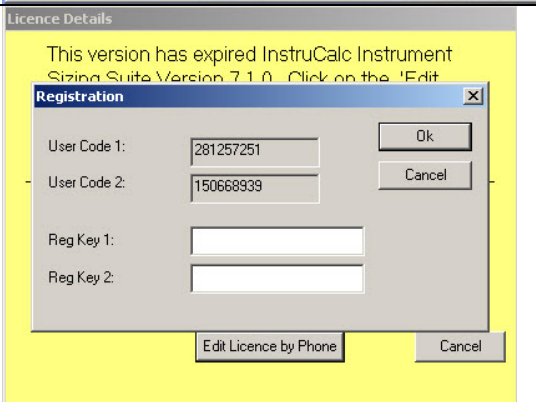


**These instructions must be followed precisely for the installation and registration of a single-user, stand-alone licence of the InstruCalc software.**

STEP	ACTION	IMAGE
1	<p>Uninstall any previous demo version of the software.</p> <p>Place the CD in the drive and Start   Run the setup program on the CD</p>	
2	<p>After installation is complete open InstruCalc. You will see this dialog. Click <b>OK</b></p>	
3	<p>On this dialog, click <b>Get New Licence</b></p>	
4	<p>On this dialog, click <b>Edit Licence by Phone</b></p>	
5	<p>Email the two User Codes to Accutech... <a href="mailto:support@accutech2000.com.au">support@accutech2000.com.au</a></p> <p>We will respond with Reg Key 1.</p> <p>Paste this in and <b>OK</b>.</p> <p>(Note, Reg Key 2 is NOT used).</p> <p><b>DO NOT SEND CODES TO GULF</b></p>	

## IMPORTANT

1. **You must not close down the dialog shown in Step 5** after you have sent US the two User Codes. This is because InstruCalc generates a new code each time it is started. Therefore you **MUST** leave the dialog open and **DO NOT TURN OFF YOUR COMPUTER**. You can continue working with other programs as normal.
2. You **MUST** send your User Codes to Accutech and NOT to Gulf. If you send the codes to Gulf there will be a considerable delay in responding.
3. Return Warrantee / Registration card to Accutech

### REMEMBER:

**Do not turn your computer off.  
Send your User Codes to Accutech.  
Send the Registration Card to Accutech.**

Accutech 2000 Pty Ltd PO Box 65, Applecross Western Australia 6953	T: 08 9364 2211 F: 08 9316 1364 E: info@accutech2000.com.au	ABN: 40 062 194 580
--	---	---------------------